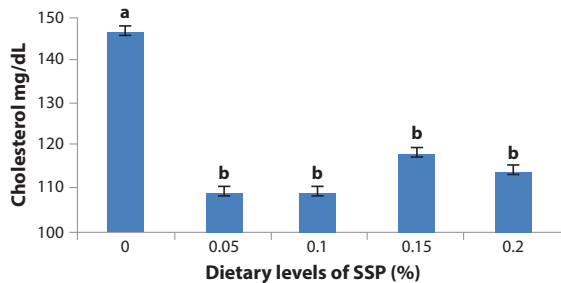
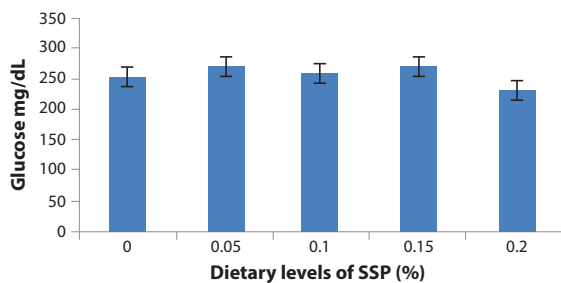


A. Cholesterol



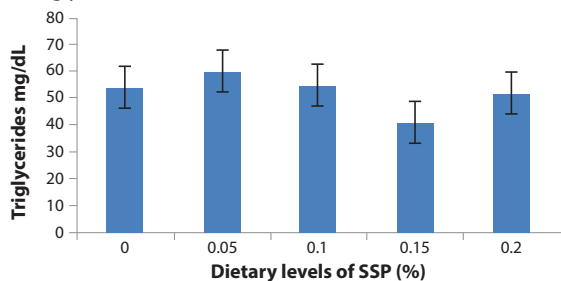
Cholesterol: *P*-value 0.003; Linear 0.005; Quadratic 0.011

B. Glucose



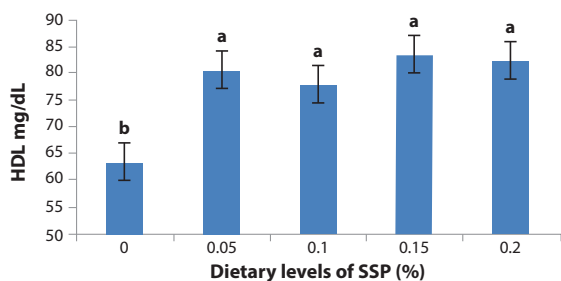
Cholesterol: *P*-value 0.389; Linear 0.172; Quadratic 0.121

C. Triglycerides



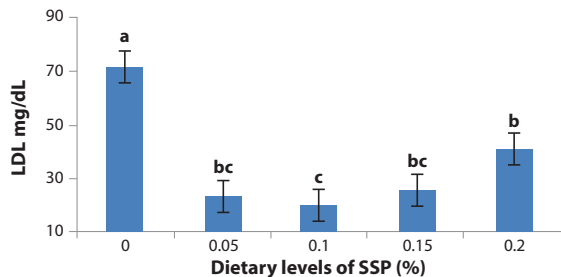
Triglycerides: *P*-value 0.173; Linear 0.396; Quadratic 0.366

D. HDL



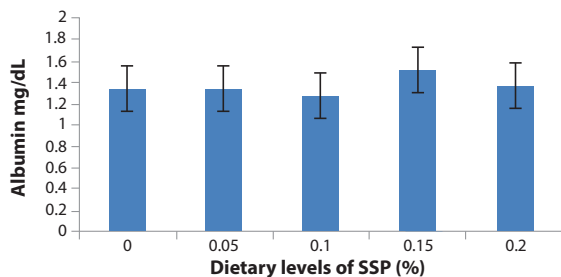
HDL: *P*-value 0.003; Linear 0.001; Quadratic 0.001

E. LDL



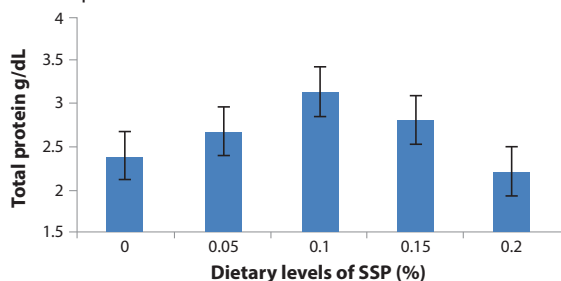
LDL: *P*-value 0.001; Linear 0.001; Quadratic 0.001

F. Albumin



Albumin: *P*-value 0.948; Linear 0.965; Quadratic 0.973

G. Total protein



Total protein: *P*-value 0.243; Linear 0.031; Quadratic 0.025

Figure 1. Effect of dietary sumac seed powder (SSP) on blood biochemistry in broiler chickens.